

AZALEA SIP

**SCHOOL IMPROVEMENT PLAN
RESOURCES**

Agenda

- **Butler**
PM1 updates
- **Rebman**
Schoolwide Updates
- **Kroll**
Math resources
- **Hefty**
Instructional Strategies and Resources
- **Titcomb**
Morphology & Writing Resources



Butler

PM 1

UPDATES



FLORIDA DEPARTMENT OF
EDUCATION
fldoe.org

AZALEA
ELEMENTARY



EAGLES

Rebman Updates



Moving
from
Good to
Great



DO HARD BETTER



REFLECTING AND CELEBRATING THE 2023-24 SCHOOL YEAR



Grades 3-5 ELA Level 3 and Above	Azalea	District	State
	63%	59%	54%

Grades 3-5 Math Level 3 and Above	Azalea	District	State
	65%	64%	58%

Grade 5 Science Level 3 and Above	Azalea	District	State
	66%	64%	53%

		17-18:	18-19:	20-21:	21-22:	22-23:	23-24 AAR Projections 5.29.24
Azalea	ELA		56	53	51	47	65
	LG						68
	L25						77
	3RD						79
	Math		70	59	55	63	<u>67</u>
	LG						73
	L25						<u>72</u>
	SC		58	61	64	62	70
	% points		54	60	57	57	72
	Grade	C	B	B	B	B	TBD



Azalea



SCHOOL IMPROVEMENT PLAN

Elementary

Content Focus

- **Mathematics**

- Universal assessments (RR)
- Title I Hourly Groups
- Implementation of the Graham Fletcher Building Fact Fluency Kits
- Collaboration with District ISD to progress monitor fluency in K-2.
- STAR CBM as a monitoring tool
- Utilizing the District Data PLC protocol

- **Literacy**

- K-2 UFLI
- STAR CBM
- Power Partners
- Vertical Articulation (above and below)
- Observing teammates
- Praise walks
- Collaboration with District ISD in 3-5



Math ISD - Carybeth Hobbs



First date: Oct 15



Enrichment focus-
monthly SIP PD Day
(dates were given &
subject to change)

10-15 min. Snippets
around enrichment



Support with book
study- Building
Thinking
Classrooms

Lesson study, bringing it
into practice (modeling)



2nd semester-
January focus is on
data review and
teachers working
their plans, Feb-May

Support around this work



STEM Room-
support around
best practices,
enrichment



Digital Programs

- **One time per month**
- **iReady Certificates**
- **Dreamboxes**
- **Istation Trophies**
- **Vocabulary.com Certificates**
- **Get More Math**



Kroll Math Resources

Additional Resources:

get **more** math!

99 MATH

get
more
math!

Reasons to consider

Get More Math

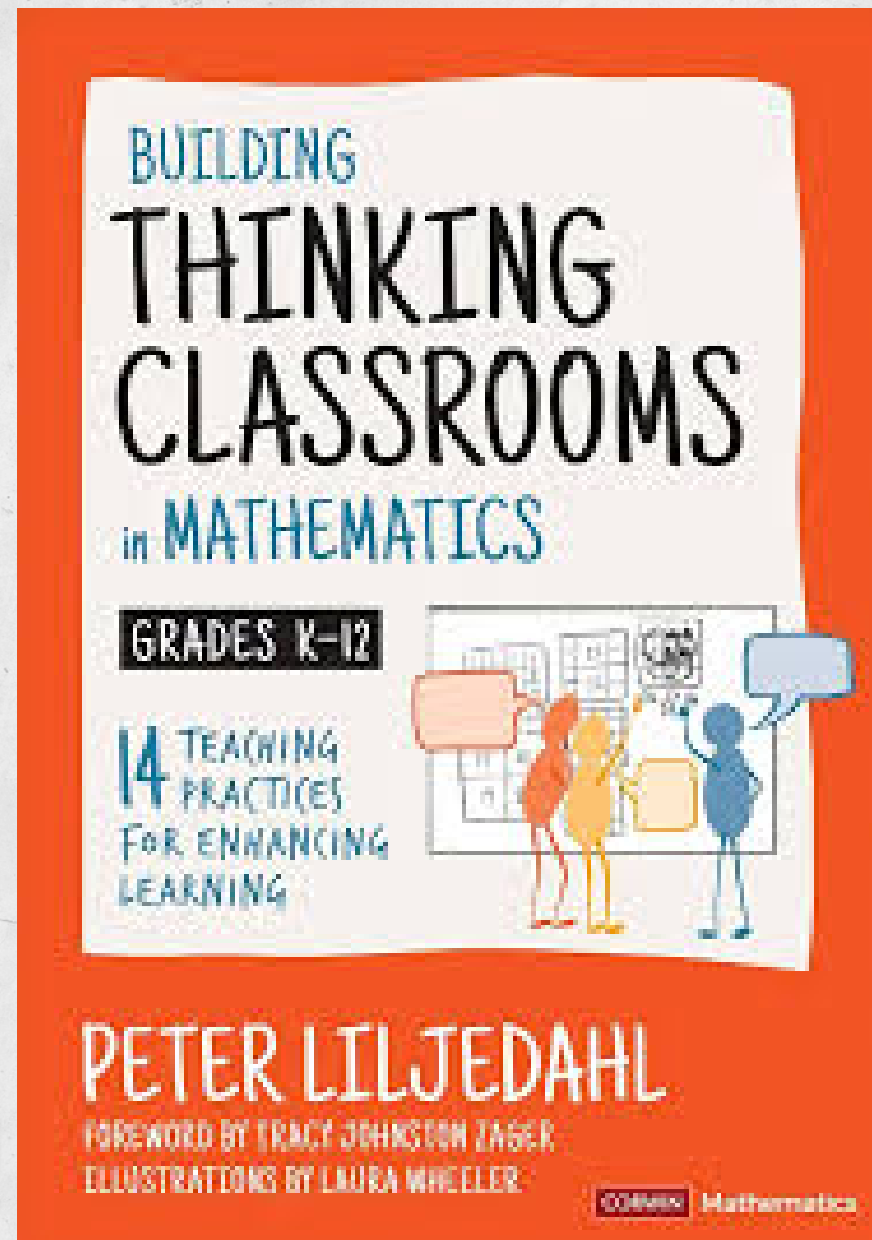
- Students' assignments include new skills & spiral review of old skills as needed.
- The spiral review based on their skill level and are presented often to build proficiency.
- Save time! GMM tracks data on students, standards, and progress.
- Easily create cumulative exams/quiz from your spiral review collection and individualized follow up quizzes.

99 MATH

99 Math

Great for fluency practice and short class games. (single sign-on from CLEVER)

Hefty Instructional Strategies & Resources

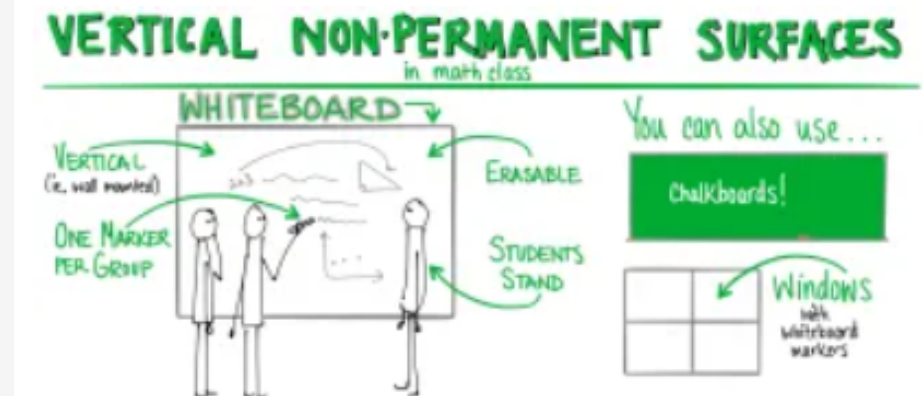


“Problem solving is what we do when we don’t know what to do.

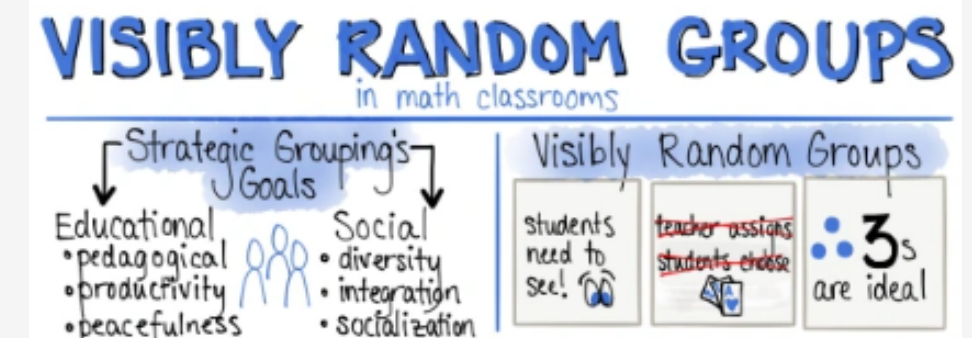
~Peter Liljedahl,

Building Thinking Classrooms in Mathematics

Vertical Non-Permanent Surfaces



Visibly Randomized Groups





What types of tasks to choose.

Titcomb Writing Resources

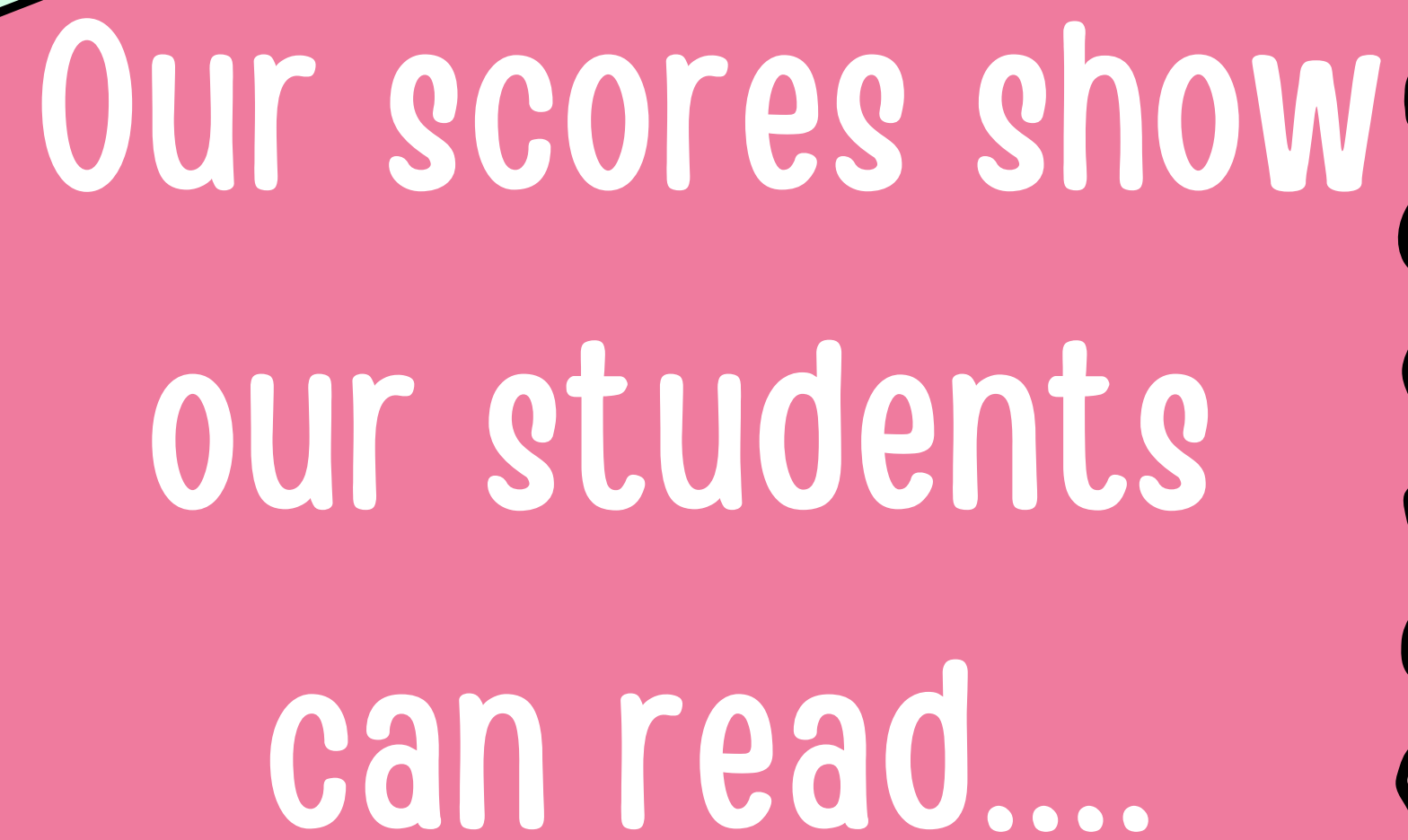


Morphology





Why?



Our scores show
our students
can read....



IN A NUTSHELL



Morphology

The study of how morphemes are combined to form words.

Words are made up of morphemes:

Prefixes

Roots/Bases

Suffixes

Morphemes are the smallest unit of *meaning*.

un

"not"

reach

able

"able to"

dis

"away"

tract

"pull, drag"

ion

"state of"

s

plural





Why?

By understanding the morphological structure of bigger words, learners can break them down into smaller, more manageable units. Quickly identifying prefixes, suffixes, common roots, or bases makes decoding much easier!

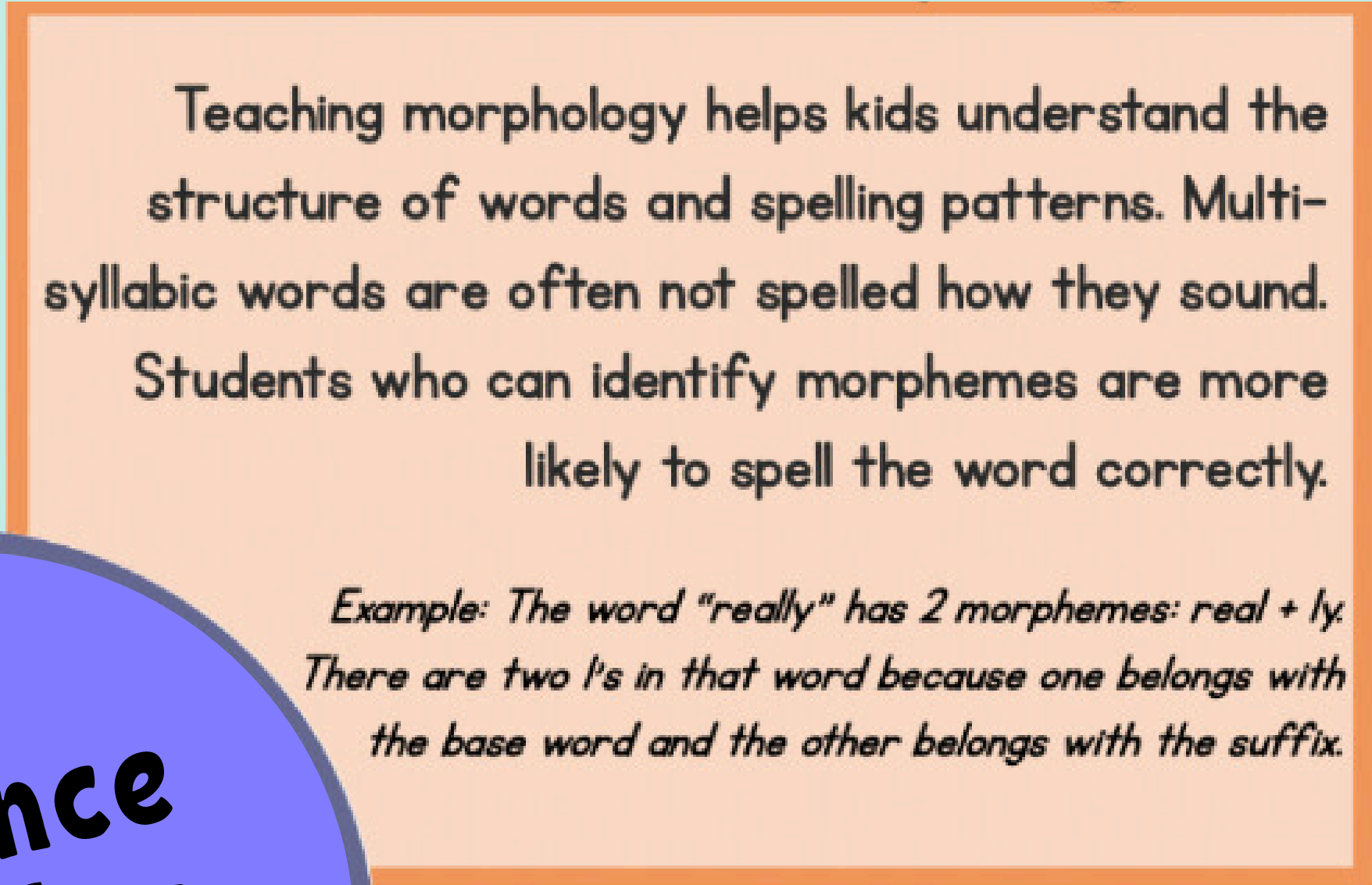
By the age of ten, morphological awareness is a better predictor of decoding ability than is phonological awareness." (Mann & Singson, 2003).



**Improve
Decoding**



Why?



Teaching morphology helps kids understand the structure of words and spelling patterns. Multi-syllabic words are often not spelled how they sound. Students who can identify morphemes are more likely to spell the word correctly.

Example: The word "really" has 2 morphemes: real + ly. There are two l's in that word because one belongs with the base word and the other belongs with the suffix.



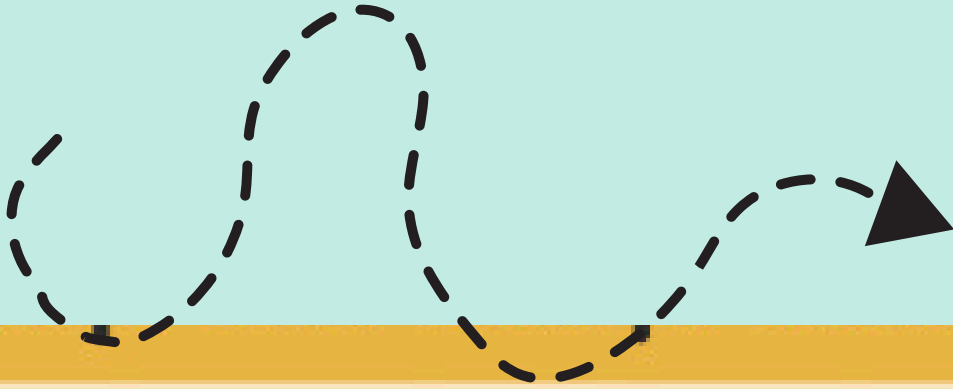
Enhance
Spelling



Why?




Reading Comp



Morphological awareness is closely linked to reading comprehension.

Teaching students to recognize word parts allows them to figure out complex words and infer meanings.

"Researchers have found that a 5th-grade student's understanding of word parts, or knowledge of morphology, is a better indicator of reading comprehension than his or her vocabulary level." (Kieffer 2007)



Build Vocab

Teaching morphology helps students break down and understand the meaning of words. By learning about prefixes, suffixes, and root words, our students can figure out the meaning of or have a deeper understanding of so many more words.

"60% of new words that students read are made up of familiar morphemes that can lead the reader to its meaning." (Carlisle, 2000).

Why?

triangle, tricycle, trio, trilogy





WHAT'S THE PLAN?

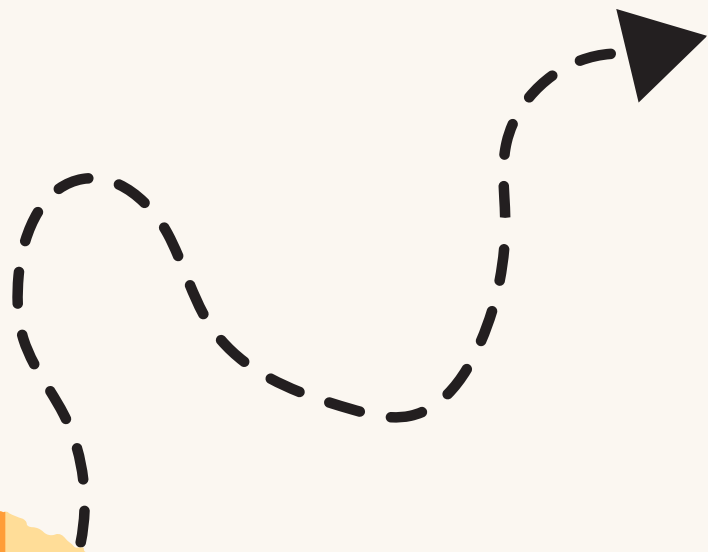

**Start with the
standards**

**Look at the grade level
needs for base words,
prefixes and suffixes**

**Explicitly teaching
syllable division**

**Be
systematic**


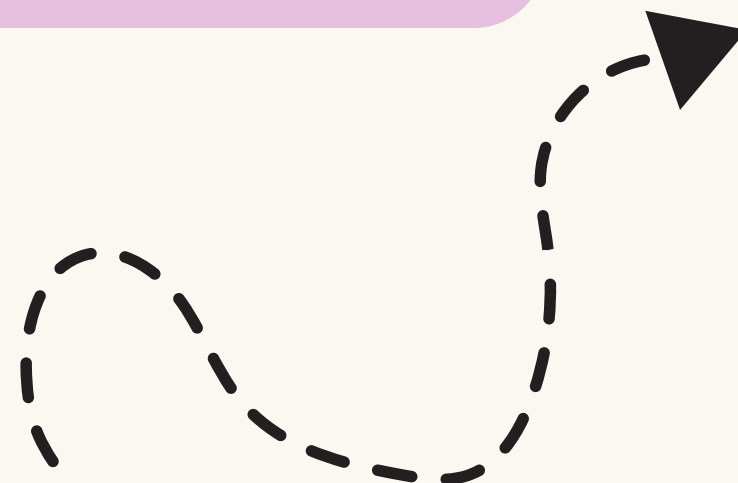
WRITING

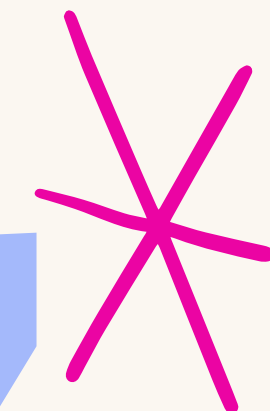

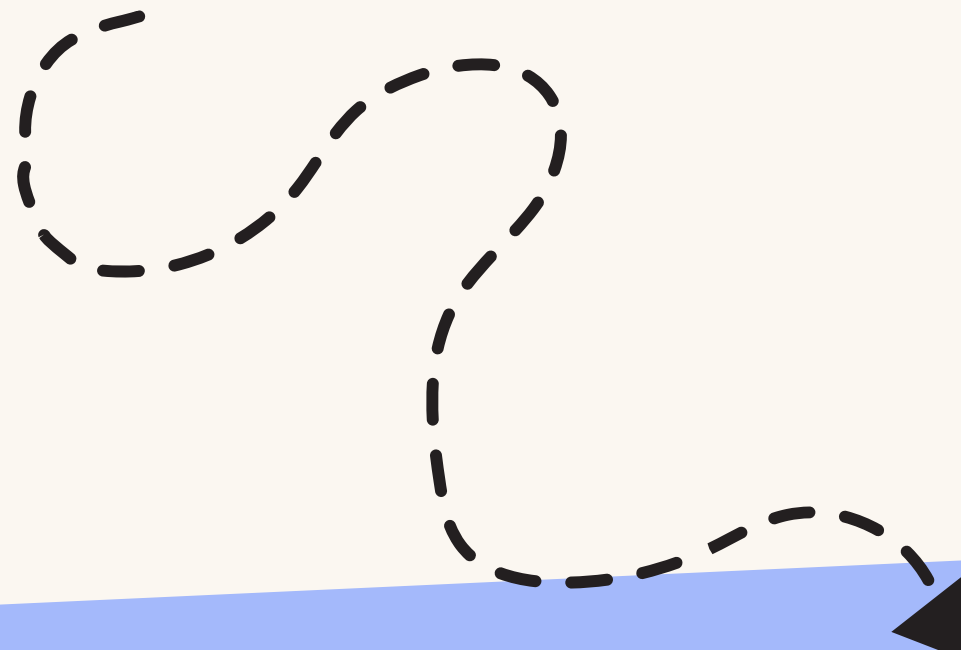
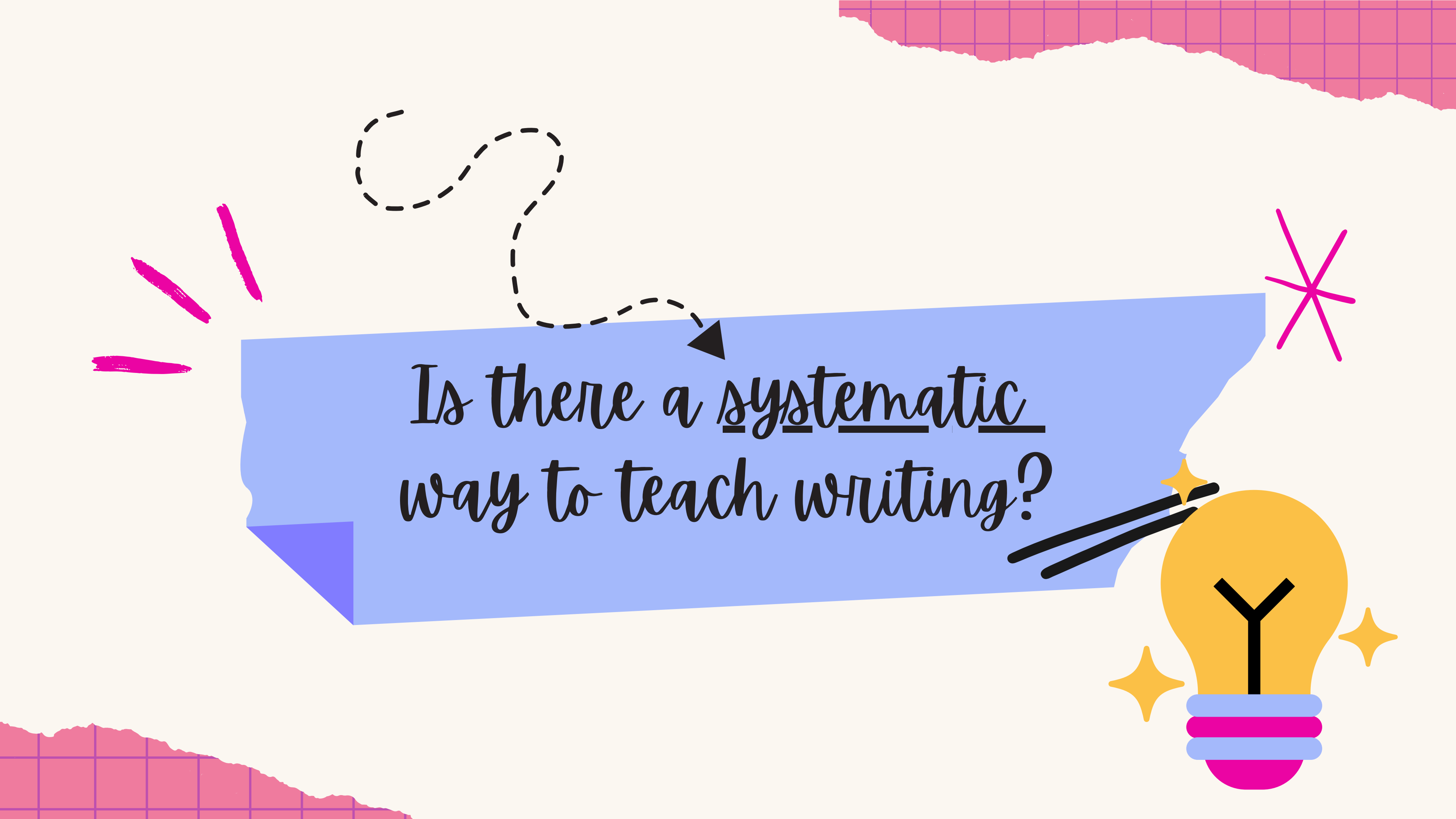


*Is what we're
doing now
working?*

WHO HERE HAS TAUGHT A SKILL IN
WRITING. DID THE RELEASE FOR
INDEPENDENT PRACTICE AND

DATA





Is there a systematic
way to teach writing?





Pacing Guide

Day 1	Elements of Personal Narrative	pg. 8
Day 2	Brainstorming Ideas	pg. 15
Day 3	Planning: Sketch it Out	pg. 19
Day 4	Planning: Quick Notes	pg. 24
Day 5	Planning: Descriptive Details	pg. 28
Day 6	Draft: Beginning – Hook	pg. 32
Day 7	Draft: Beginning Elements	pg. 37
Day 8	Draft: Middle Elements	pg. 42
Day 9	Draft: Descriptive Details	pg. 49
Day 10	Draft: Ending Elements	pg. 54
Day 11	Revising	pg. 61
Day 12	Editing	pg. 67
Day 13	Introduction to Publishing	pg. 73
Day 14	Final Proofread	pg. 79
Day 15	Publishing	pg. 83

PRE-ASSESS STUDENTS

MENTOR TEXT

TEACHER "STORIES"

**EXPLICITLY TEACHES EACH
PART OF THE WRITING PROCESS**

**WRITING EXAMPLES &
RUBRICS**

QUICK WRITES

KG - 2 Week Units

Day 1	Elements of a Narrative	pg. 7
Day 2	Brainstorming	pg. 15
Day 3	Planning: <i>Characters</i>	pg. 19
Day 4	Planning: <i>Setting</i>	pg. 23
Day 5	Planning: <i>Using a Story Map</i>	pg. 28
Day 6	Drafting: <i>Beginning</i>	pg. 32
Day 7	Drafting: <i>Middle</i>	pg. 39
Day 8	Drafting: <i>End</i>	pg. 43
Day 9	Revising & Editing	pg. 48
Day 10	Publishing	pg. 55

**** Jan**

5th Grade Pacing Guide

Day 1	Elements of Personal Narrative	pg. 9
Day 2	Brainstorming Ideas	pg. 19
Day 3	Planning: Sketch Notes	pg. 23
Day 4	Planning: Setting Description	pg. 27
Day 5	Draft: Hooking Your Reader	pg. 31
Day 6	Draft: Beginning Elements	pg. 36
Day 7	Draft: Middle Elements	pg. 42
Day 8	Draft: <i>Focus on Dialogue</i>	pg. 48
Day 9	Draft: <i>Focus on Sensory Details</i>	pg. 53
Day 10	Draft: Ending Elements/Conclusion	pg. 57
Day 11	Revision	pg. 64
Day 12	Editing	pg. 72
Day 13	Introduction to Publishing	pg. 78
Day 14	Publishing & Final Proofread	pg. 84
Day 15	Publishing Party	pg. 88

THANK YOU

